

日光倾城®

520*520 Smart LED Ceiling Lights

USER MANUAL

日光倾城 拒绝蓝光危害

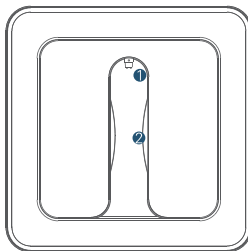

Beautiful sunlight reject blue light harzard

包装内含:

Package Included:

吸顶灯体 * 1

Ceiling Light * 1



① 电源pin针

Power PIN

② 卡扣滑块

Snap Slider

金属底盘 * 1

Metal Chassis * 1



③ 穿线孔

Needle

④ 螺丝固定安装孔

Screw fixing hole

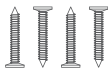
遥控器 * 1

Remote Control * 1



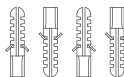
自攻螺丝 * 4

Self-tapping screws * 4



公制螺丝 * 4

Metric screw * 4



安装说明：

Installation Instruction :

1. 打开包装取出吸顶灯，向外拉动金属底盘，即取出。

Open the package and remove the ceiling lamp. Pull the metal chassis outward and remove it.



- ⚡ 安装前，请务必切断电源，防止触电。请严格按照说明书步骤安装，避免安装不当，引起坠落、失火以及触电等事故。

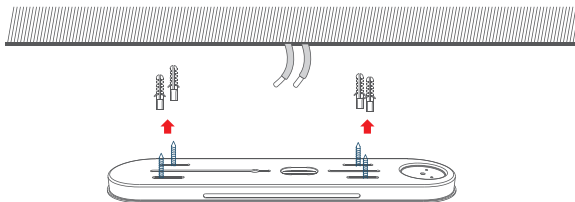
Be sure to cut off the power before installation, and follow the instructions to install it to avoid accidents such as falling, fire and electric shock.

2. 固定金属底盘

Fixed chassis

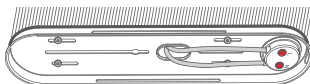
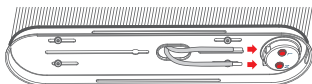
将电源线穿过穿线孔，用膨胀螺丝和自攻螺丝把金属底盘固定在天花板上，并确认底盘安装是否牢固。

Pass the power cord through the threading hole and fix the metal chassis to the ceiling with expansion screws and self-tapping screws to confirm that the chassis is securely installed.



3. 连接电源线, 适合 $0.75\text{--}2.5\text{mm}^2$ 电线导线截面直径, 按照下图所示, 剥出 $8\sim 10\text{mm}$ 裸电源线。

Connect the power cord, suitable for $0.75\text{--}2.5\text{mm}^2$ wire lead cross-section diameter, peel off the $8\sim 10\text{mm}$ bare power cord as shown below.



$\approx 10\text{mm}$

将电源线插入接口, 如需拔出电源线, 先按下红色按钮, 再将电源线向外拔出。

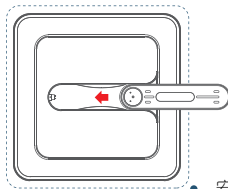

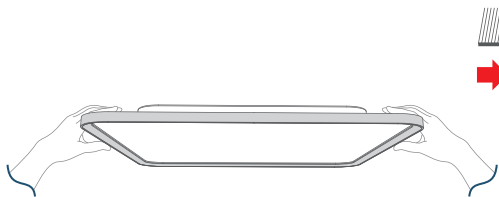
检查接线是否牢固, 并且整理接线。

Insert the power cord into the interface. To remove the power cord, first press the red button and then pull the power cord out.

Check that the wiring is secure and that the wiring is aligned.

4. 双手握住灯体一侧, 将灯体一侧开口对准底盘带有红色按钮端口侧, 贴住天花板水平轻轻推入, 听到“咔嗒”一声即安装完毕。最后检查灯体是否完全入位。

Hold the side of the lamp body with both hands, align the side of the lamp body with the side of the chassis with the red button port, push it gently against the ceiling level, and install it when you hear it. Finally check if the lamp body is fully seated.



● 安装结构示意图

Installation structure diagram

遥控器说明:

Remote control instructions:

保持遥控器与吸顶灯在同个区域内。打开吸顶灯,在开灯10秒内,依次进行**A**、**B**操作,重复2次,待吸顶灯闪烁一次对码完成,10秒内将吸顶灯断电,再次接通电源即连。

Keep remote control and the ceiling light in the same area. Operate **A**、**B** as below in sequence within 10 seconds once turn on the ceiling light, operate this procession two times, till the ceiling light flicker, and then turn off the electricity. When light it up, it is successful.

A 按下圆环内空白键 **B** 按下身份匹配键

Press the middle in circle

Press ID matching key Press the middle in circle

电源:3V CR2032锂电池*1

Transformer:3V CR2032 Li-Mn Cell*1

通讯类型:无线RF-2.4G

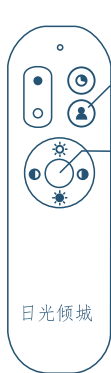
Communication type: Wireless RF-2.4G

控制距离:大于20米(无遮挡物)

Allowed distance: More than 20 meters (No block)

注意:遥控器只对应最后一次匹配的吸顶灯。

Attention: Remote control only match the last ceiling light



开灯

Turn on



增加亮度

Increase brightness



关灯

Turn of



降低亮度

Decrease brightness



月光模式

Moonlight mode



调节暖色

Warm light



身份匹配

ID match

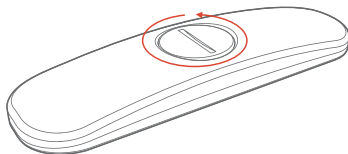


调节冷色

Cold light

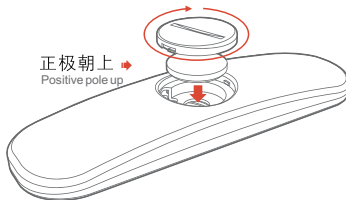
遥控器电池更换说明:

Remote control battery replacement :



- 下按并逆时针旋转遥控器电池后盖，打开电池后盖，取出电池。

Press down and rotate the battery back cover counter clockwise, open the battery back cover, and remove the battery.



- 更换纽扣电池（电池型号CR2032）顺时针旋转遥控器电池后盖，锁紧后盖。

Replace the button battery (battery model CR2032) rotate the battery back cover clockwise, locking the back cover.

基本参数:

Parameters :

产品名称 Name	月影520 LED 吸顶灯 Moon Shadow 520 Ceiling Light	工作温度 Temperature range	-20°C~50°C
产品型号 Model	P-CH21	工作湿度 Humidity range	20%~90%RH
产品尺寸 Size	520*520*45.5mm	使用寿命 Service life	≥25,000小时
色温范围 Color range	暖白光3000K/正白光6500K Warm3000K/White 6500K	光通量 Luminous flux	3000LM
额定功率 Rated power	40W	显色指数 CRI	RA ≥95
额定输入 Rated input	220-240V 50/60Hz 0.2A	净重 Net weight	3500-3700g

安全注意事项:

safety Precautions:

1. 使用前请确认电压是否符合本产品的工作电压，使用不适当的电压可能会损坏产品并带来安全隐患；
Please confirm whether the voltage meets the working voltage of this product before use. Using improper voltage may damage the product and pose a safety hazard;
2. LED模块不可更换，请勿私自拆解产品。
The LED module cannot be replaced. Do not disassemble the product without permission.
3. 吸顶灯在工作中会产生热量，请保持周围空气对流，以便散热。
The ceiling lamp generates heat during operation. Please keep the surrounding air convection for heat dissipation.

产品中有害物质的名称及含量:

The name and content of harmful substances in the product:

部件名称 Part Name	有害物质 (Harmful Substance)					
	铅 (Pb)	汞 (Hg)	镉 (Cd)	六价铬 (Cr(VI))	多溴联苯 (PBB)	多溴二苯醚 (PBDE)
吸顶灯 Ceiling Lamp	○	○	○	○	○	○
螺丝 Screw	○	○	○	○	○	○
膨胀管 Expansive Tube	○	○	○	○	○	○
底座 Base	○	○	○	○	○	○
包装盒 Packing Box	○	○	○	○	○	○

本表格依据SJ/T 11364的规定编制。
The table is compiled according to SJ/T 11364

O: 表示该有害物质在该部件所有均质材料中的含量在GB/T 26572规定的限量要求以下。
Indicates that the content of the hazardous substance in all homogeneous materials of the part is below the limit requirements specified in GB/T 26572.

X: 表示该有害物质至少在该部件的某一均质材料中的含量超出GB/T 26572规定的限量要求。
Indicates that the content of the hazardous substance in at least one of the homogeneous materials of the component exceeds the limit specified in GB/T 26572.



产品保修说明:

Product Warranty Description:

日光倾城LED吸顶灯产品售后服务严格依据《中华人民共和国消费者权益保护法》、《中华人民共和国产品质量法》实行售后三包服务，服务内容如下：

Product after-sales service is strictly based on PRC Consumer Protection Law" and "PRC Product Quality Law." After-sales service is implemented. The service content is as follows:

1. 自您签收日起7日内，本产品出现《产品性能故障表》所列性能故障的情况，经售后服务中心检测确定，可免费享受退货或换货服务；

Within 7 days from the date of your receipt, this product has experienced the performance failures listed in the "Product Performance Failures Table". It is determined by the after-sales service center, and you can enjoy return or replacement service for free.

2. 自您签收日起8日-15日内，本产品出现《产品性能故障表》所列性能故障的情况，经由售后服务中心检测确定，可免费享受换货或者维修服务；

Within 8 to 15 days from the date of your receipt, this product has the performance failure listed in the "Product Performance Failure Table". It is determined by the Service Center that you can enjoy the replacement or repair service free of charge.

3. 自您签收日起5年内，本产品出现《产品性能故障表》所列性能故障的情况，经由售后服务中心检测确定，可免费享受维修服务。

Within 5 years from the date of your receipt, this product has experienced the performance failures listed in the "Product Performance Failures Table". It is determined by the after-sales service center and can enjoy maintenance services for free.

非保修条例:

Non-Warranty Regulations:

1. 未经授权的维修、误用、碰撞、疏忽、滥用、进液、事故、改动，或撕毁、涂改、标贴、防伪标记；

Unauthorized repairs, misuses, collisions, abuses, neglects, alterations, or torn, altered, or affixed security marks.

2. 已超过三包有效期；

Maintenance period has been exceeded.

3. 因不可抗力造成的损坏；

Damage caused by force majeure.

4. 不符合《产品性能故障表》所列性能故障的情况；

Does not meet the performance failures listed in the Product Performance Failures List.

5. 因人为原因导致产品及其配件产生《产品性能故障表》所列性能故障。如使用调光器、使用非额定电压、使用非标适配器、在非规定的环境下使用等，导致的产品性能故障情况。

Due to human factors, the product and its accessories have caused the performance failures listed in the "Product Performance Failure Table". Use of dimmers, non-rated voltages, non-standard adapters, and use in non-prescribed environments can lead to product failures.

产品性能故障表:

Product performance fault table:

名称 Model name	性能故障 Performance failure
吸顶灯灯体 Ceiling light body	灯光闪烁 The light is flickering
	灯光不亮 The light is not bright
	产品结构破损（非人为）导致影响使用或安全性能异常 Structural damage(Non-human damage)
金属底盘 Chassis	电源线与电源接口无法匹配 The power cable and power connector do not match.
	产品结构破损（非人为）导致影响使用或安全性能异常 Structural damage(Non-human damage)
遥控器 Remote control	按键功能异常，功能无法匹配 The button function is abnormal
	产品结构破损（非人为）导致影响使用或安全性能异常 Structural damage(Non-human damage)

智能控制:

Intelligent control:

1. 扫描二维码或在应用商店下载“智能生活”APP；
Scan QR code or download "Smart Life" app in App Store;
2. 确保吸顶灯为开启状态，开启应用并按照指示进行操作。
Make sure the ceiling light is on, turn on the application and follow the instructions.

确保手机开启蓝牙模块以及WiFi网络可正常访问互联网。
Make sure that the Bluetooth module and WiFi network of the mobile phone can access the Internet normally.



本产品可通过“智能生活”APP对所绑定的智能产品进行操控。

吸顶灯三包凭证

客户姓名 Customer name	
联系电话 Contact number	
客户地址 Customer address	
序列号 serial number	
产品型号 Product model	
购机日期 Date of purchase	
购机商店 Buying shop	
商店地址 Store address	
发票号码 Invoice number	

日光倾城®

安徽泽润光电股份有限公司

Anhui Zerun Optoelectronic Co.,Ltd

安徽省马鞍山市经济技术开发区湖东南路777号

No. 777, Hudong South Road, Ma-anshan, Anhui China

www.zr-led.com/www.zr-led.cn

sales@zr-led.com

